



Published on *cisTEM* (<https://cistem.org>)

[Home](#) > Refine Packages (Assets) bug

Refine Packages (Assets) bug

Mon, 08/10/2020 - 23:01

#1

alberteij

Refine Packages (Assets) bug

Hello,


The refine package tool (Refine Pkgs.) in Assets won't let me enter either of the following information:


- 1) Estimated Largest Dimension/Diameter, when using New Refinement Package as template refinement package.
- 2) Select class average selections to use, when using Create from 2D class Average Selection as template.

I am using Ubuntu version 20.04.

Does anyone know how to fix this? I have uninstalled the program, and re-installed but the issue persists.

File:

 [Screenshot from 2020-08-10 22-59-42.png](#)

 [Screenshot from 2020-08-10 23-00-14.png](#)

timgrant

Hi,

Hi,

Is this using the precompiled binaries - or did you compile cisTEM yourself?


Thanks,

Tim

Tue, 08/11/2020 - 21:04 (Reply to #2)

alberteij

I downloaded and used the

I downloaded and used the following file:  [cistem-1.0.0-beta-intel-linux.tar.gz \(recommended\)](#), and followed the installation instructions posted on this website:

```
tar -xzf cistem-<version>-<architecture>-<OS>.tar.gz
```

```
cistem-<version>/cisTEM
```

Set the path, and ran using

```
cisTEM
```

I am not sure what you mean by precompiling binaries though.

Thanks

alberteij

It seems that the display

It seems that the display configuration (global scale) was the problem. The two options stated above can only be changed if the global scale is less than 200%, at least on my surface pro 7.

Thanks

Wed, 08/12/2020 - 15:15 (Reply to #4)

timgrant

Thank you for discovering

Thank you for discovering this - it is very useful to know!

Tim

[Log in](#) or [register](#) to post comments

Source URL: <https://cistem.org/refine-packages-assets-bug?page=0>